



Pressure induced structural phase transition and influence of pressure on the electronic and mechanical properties of TiPdSn: an ab initio study

M I Babalola^{1*} and Omamoke O E Enaroseha²

1. Department of Physics, University of Benin, Nigeria.
2. Department of Physics, Delta State University Abraka, Nigeria.

E-mail: michael.babalola@uniben.edu

(Received 6 April 2023; in final form 16 June 2023)

Abstract

Structural, electronic, mechanical and optical properties of half-Heusler alloy TiPdSn were investigated from first-principles calculation as well as the structural phase transition under pressure. The projected augmented wave (PAW) type of pseudopotential within the generalized gradient approximation (GGA) was used during the calculation. The obtained results revealed that TiPdSn is a semiconductor with an indirect band gap. Also the results from the mechanical property showed that TiPdSn is ductile and mechanically stable. TiPdSn is seen to undergo structural phase transition from cubic to two different structures namely type1 and type2 which crystallize in hexagonal structure and the transition pressures recorded were 4.53GPa for type 1 and 25.3 GPa for type 2. Optical properties revealed that TiPdSn has a static dielectric function of 21.47 and a refractive index of 4.63. The band gap of the alloy decreases and later increases as pressure increases.

Keywords: half Heusler, phase transition, dielectric function, semiconductor, bulk modulus, band gap

1. Introduction

Half-Heusler alloys have been given much attention by researchers over the years because of their numerous properties that find application in the technological industries [1-4]. Half-Heusler alloys belong to the family of Heusler alloys which include full-Heusler alloys, quaternary Heusler alloys, half-Heusler alloys and binary Heusler alloys. The full-Heusler alloys are usually represented by a formula X_2YZ while the half-Heusler alloys are represented by a formula XYZ . The numerous properties that these alloys exhibit make them very useful as semiconductor s[5], thermoelectric materials [1], superconductors [6], topological insulators [7], magneto-optical devices [8], half-metals [9], shape memory alloys [10], and as materials with heavy-Fermion behaviour [11]. Because of their very small lattice mismatch, half-Heusler alloys can be epitaxially grown on semiconductors which is used as spin injection devices [12].

The beauty of the Heusler alloy family is that their properties can be predicted just by knowing the number of valence electrons. For instance, half-Heusler alloys with valence electrons of 18 are known to possess semiconducting property [13] as well as thermoelectric property [14]. Half-Heusler alloys with valencies less than or greater than 18 are usually ferromagnetic with some of

them possessing the half-metallic properties [15]. TiPdSn is an example of 18 valence electron with semiconducting behaviour and several of its properties have been investigated. Kaur (2017) investigated the electronic, lattice dynamics and thermoelectric properties of TiPdSn [16]. He observed that TiPdSn is an indirect band gap semiconductor. Dasmahapatra et al. studied the electronic, mechanical and thermoelectric properties of TiPdSn and noted that TiPdSn has a figure-of-merit of approximately 1 [17]. Zheng et al. also investigated how the thermoelectric property of TiPdSn is influenced when doped with Zr[18]. They found out that $Ti_{0.5}Zr_{0.5}PdSn$ had a high figure of merit of 2.43. Gautier and his colleagues investigated a number of 18 valence electron half-Heusler alloys and found out that TiPdSn is a stable half-Heusler alloy [19].

The optical property of TiPdSn is scarce in literature and the need to know the behaviour of TiPdSn with light is very invaluable in opto-electronic field. Half-Heusler alloys also crystallize in hexagonal crystal structure with space group $P6_3/mmc$ No. 194 and $P6_3mc$ No. 186. Structural phase transition from cubic phase to hexagonal phase under pressure has been reported experimentally [20] and theoretically [21] by researchers. In this study, investigation is carried out on the structural phase transition of TiPdSn from cubic phase to hexagonal

phases under pressure. The optical property was also investigated. The influence of pressure was also carried out on the electronic and mechanical properties of TiPdSn.

2. Computational details

The density functional theory (DFT) is the basis behind the first principles calculation employed in this study. The exchange-correlation was taken care of by using the generalized gradient approximation and the projector augmented wave (PAW) type of pseudopotential as implemented in Quantum Espresso code was used [22]. Before any property is computed, it is important to optimise certain parameters which are responsible for achieving the lowest ground state energy of the compound. These parameters include the Kinetic energy cut-off, the kpoint and the lattice constants. The kinetic energy cut-off of 65Ry and a kpoint of 8X8X8 were used throughout the calculation with a convergence threshold of 10⁻⁶eV for better results. As for the lattice constant, the total energy versus the lattice constant graph was fitted to a Birch-Murnaghan equation of state in order to determine the optimised value. In order to take Brillouin zone samples, we used Monkhorst-Pack meshes with dimensions of 8x8x8 and 9x9x7, respectively, for the cubic and hexagonal half-Heusler alloys of TiPdSn. The Broyden-Fletcher-Goldfarb-Shenno (BFGS) minimization approach was used in order to carry out a comprehensive optimisation of the unit cell structure for each individual target external pressure. This gives a quick method for locating the structure with the lowest energy and the cell that has been optimised at a variety of hydrostatic pressures. Mechanical and optical properties were computed using the Thermo_pw code [23].

3. Results and discussion

3.1 Structural properties

Half-Heusler alloys are known to crystallize in the face centered cubic structure having space group F-43m with no. 216. The crystal structure is shown in figure 1a. Other crystal structure that the half-Heusler alloys can crystallize is the hexagonal crystal structure with space group P63/mmc. There are two possible phases represented as type1 and type2 with their Wyckoff positions Ti at 2d (1/3, 2/3, 3/4), Pd at 2a (0, 0, 0) and Sn at 2c (1/3, 2/3, 1/4) for type 1 and Sn at 2d (1/3, 2/3, 3/4), Ti at 2a (0, 0, 0) Pd at 2c (1/3, 2/3, 1/4) for type 2 as shown in figures 1b and c. The structural parameters of TiPdSn in the cubic phase, as well as in hexagonal phase for type1 and type2 are presented in Table 1. Results from this work are in good agreement with other results from literature [17,19]. A graph of the total energy vs the volume of the three phases are shown in figure 2. It is observed that the cubic phase is the most stable with the lowest ground state energy of the three phases. Structural phase transition is possible when materials are subjected to pressure [21]. The structural phase transition pressure of TiPdSn from cubic phase to type 1 and type 2 hexagonal phases are 25.3 Gpa and 4.53GPa respectively. These results can be clearly

seen from figure 3. Table 2 shows the effect of pressure on the lattice constant of TiPdSn in cubic phase as well as the bond length between two atoms. It is observed that these parameters decrease as the pressure increases.

3.2. Electronic properties

The electronic property of TiPdSn has been investigated and are presented in this section in the form of electronic band structure and density of states (DOS) see figures 4 and 5. From the figures, it is seen that the half-Heusler alloy is a semiconductor with an indirect band gap of 0.465eV in the cubic phase at zero pressure while a metallic character is observed in the hexagonal type 2 phase at the transition pressure of 4.53GPa. The contribution of each atomic orbital is seen in their corresponding DOS. Below the Fermi energy, there is a strong hybridization between the Ti orbital and the Sn orbital which shows a strong covalent bonding between the orbitals of these two atoms, while above the Fermi energy there is a weak covalent bonding between the Ti orbitals and the Sn orbitals for the cubic phase. In figure 5, it is observed that there is a metallic bonding between the Ti-d atomic orbitals and the Pd-d atomic orbitals around the Fermi energy. The behaviour of the band gap as pressure increases from 0-4.53GPa in shown in Table 2. It is observed that there is a very little increase in the band gap within the pressure range considered. At the transition pressure, it is observed that there is also a phase transition from semiconducting character to metallic character

$$C11 > 0, C44 > 0, C11 > B > C12 \text{ and } C11 + 2C12 > 0, C11 - C12 > 0 \quad (1)$$

From the stability criteria, it is observed that TiPdSn is mechanically stable at zero pressure. At various pressures the stability criteria also holds. From the B/G ratio, it is observed that TiPdSn is ductile in nature. At higher pressures, the mechanical property of TiPdSn in cubic and Hex-2 have also been computed and are presented in figures 6-9. It is observed that the elastic constants increase as pressure increases likewise other parameters like the moduli, the B/G ratio and the poisson ratio increased with increasing pressure. At the transition point from cubic to hex-2, it is observed that there is a significant change in the mechanical behaviour of TiPdSn. This change is as a result of the phase transition from semiconducting character to mechanical character.

3.4 Optical Properties

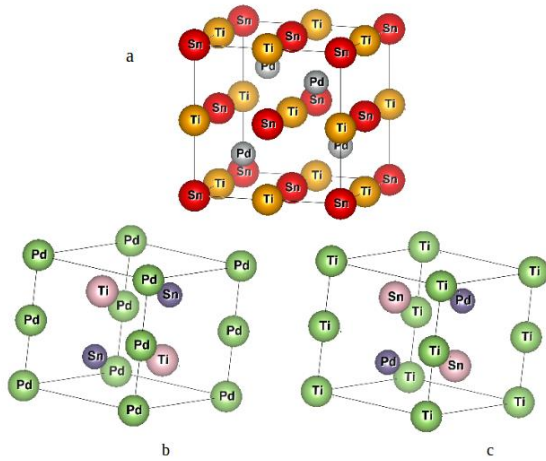
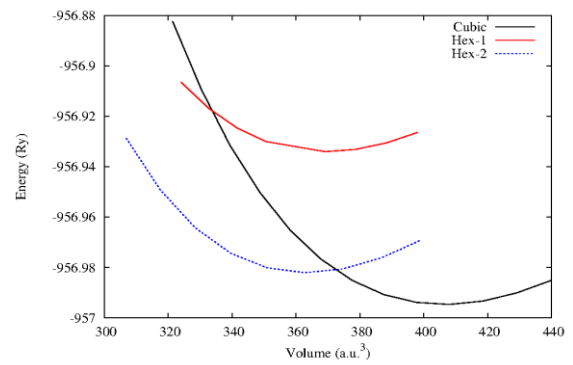
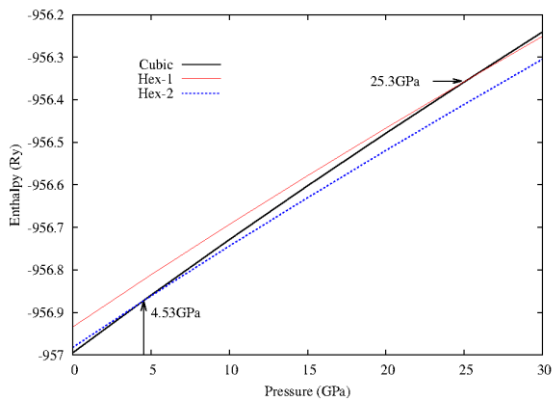
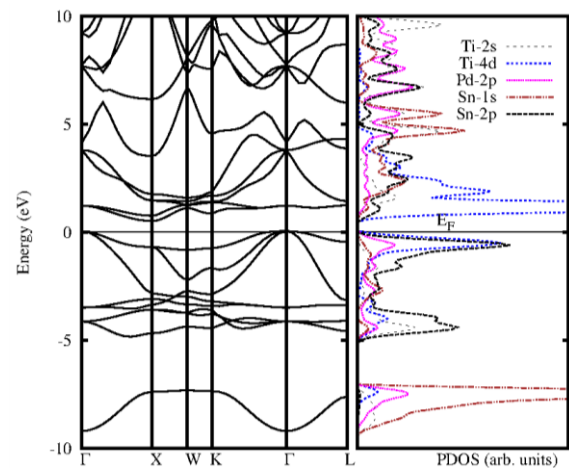
The parameters associated with optical properties of TiPdSn are presented and discussed in this section. The optical property are plotted against energy in eV and are shown in figures 10 and 11. The optical properties are related to the dielectric functions $\epsilon(\omega) = \epsilon_1(\omega) + i\epsilon_2(\omega)$ where $\epsilon(\omega)$ is the amount of information regarding the interaction of incoming radiation with matter. $\epsilon_1(\omega)$ and $\epsilon_2(\omega)$ are the real and imaginary dielectric function. Optical properties such as the refractive index, reflectivity, absorption, energy loss, optical conductivity and extinction coefficient are determined from the real and imaginary dielectric function [24].

Table 1. Lattice parameter a and c , bulk modulus (B), and pressure derivative (B') of TiPdSn for cubic and hexagonal phases.

Compounds TiPdSn	Method	$a(\text{\AA})$	$c(\text{\AA})$	$B(\text{GPa})$	B'
Cubic	Present work	6.222	-	118.7	4.62
	Others[17]	6.17	-	131.21	-
	Others[19]	6.23	-	-	-
Type 1	Present work	4.763	5.556	-	-
Type 2	Present work	4.628	5.796	-	-

Table 2. Lattice parameter a , bond length d_0 and d_1 and energy band gap E_g of TiPdSn at various pressure in cubic and hexagonal type 2 phase.

Compounds TiPdSn	Pressure (GPa)	$a(\text{\AA})$	$c(\text{\AA})$	$d_0(\text{\AA})$ Sn-Pd	$d_1(\text{\AA})$ Sn-Ti	E_g (eV)
Cubic	0	6.222	-	1.556	3.111	0.4652
	2.00	6.141	-	1.537	3.075	0.4691
	4.42	6.075	-	1.519	3.038	0.4736
Hex-2	4.53	4.586	5.716	2.293	2.858	0.0000
	6.00	4.573	5.690	2.286	2.845	0.0000
	8.00	4.556	5.660	2.278	2.830	0.0000

**Figure 1.** Crystal structure of TiPdSn alloys in (a) cubic phase, (b) hexagonal type 1 and (c) hexagonal type 2**Figure 2.** Energy vs volume of TiPdSn for the three phases**Figure 3.** Enthalpy vs pressure of TiPdSn in the three phases.**Figure 4.** Electronic band structure and DOS of TiPdSn in cubic phase at zero pressure.

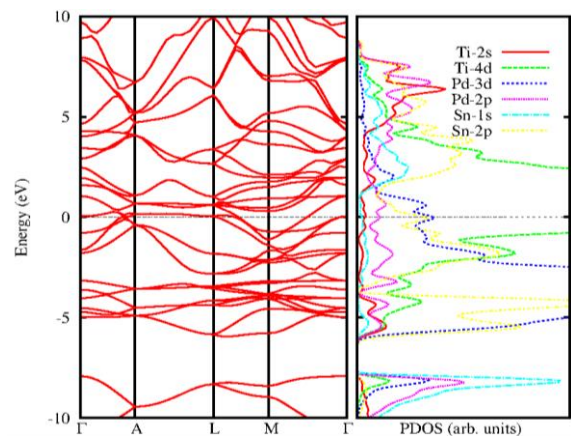


Figure 5. Electronic band structure and DOS of TiPdSn in hexagonal phase type 2 at 4.53GPa.

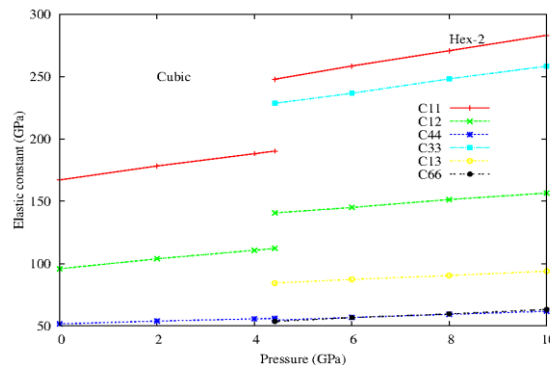


Figure 6. Elastic constants of TiPdSn in cubic and hexagonal type 2 phase.

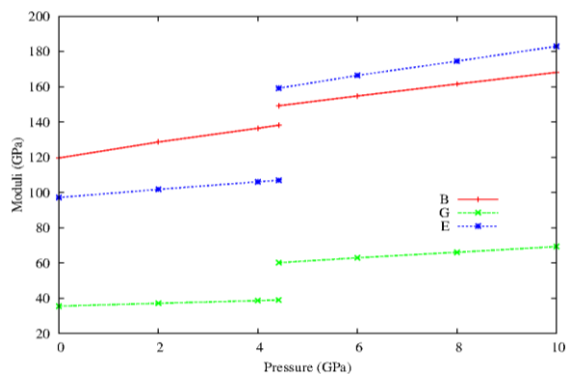


Figure 7. Bulk (B), Shear (G) and Young (E) moduli of TiPdSn in cubic and hexagonal type 2 phase.

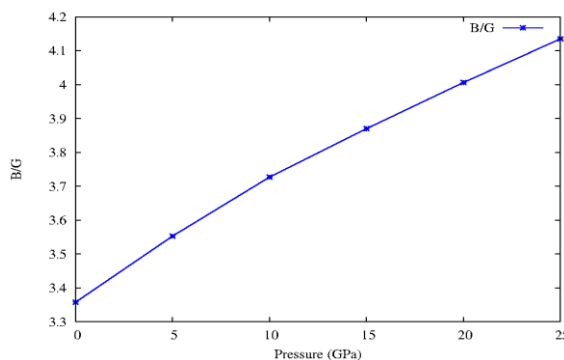


Figure 8. B/G ratio of TiPdSn in cubic phase.

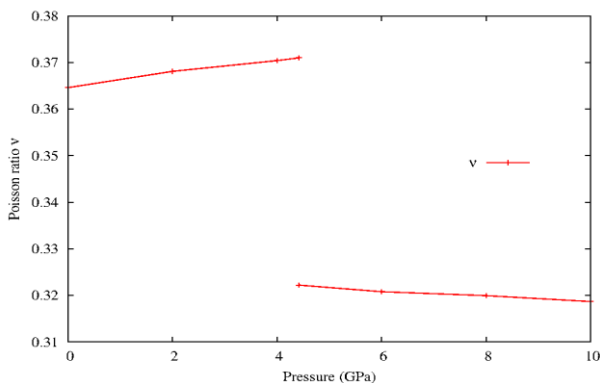


Figure 9. Poisson's ratio of TiPdSn in cubic and hexagonal type 2 phase.

Table 3. Mechanical properties of TiPdSn in cubic phase at zero pressure with C11, C12 and C44 as elastic constants, Young modulus E, shear modulus G, anisotropy A, B/G ratio and the Poisson's ratio v of TiPdSn. Results in parenthesis are from [17].

Compound	TiPdSn
C_{11} (GPa)	167.10(184.96)
C_{12} (GPa)	95.87(105.27)
C_{44} (GPa)	51.71(58.97)
E (GPa)	97.00(134.11)
G (GPa)	35.61
B/G	3.359
A	1.452
ν	0.365(0.330)

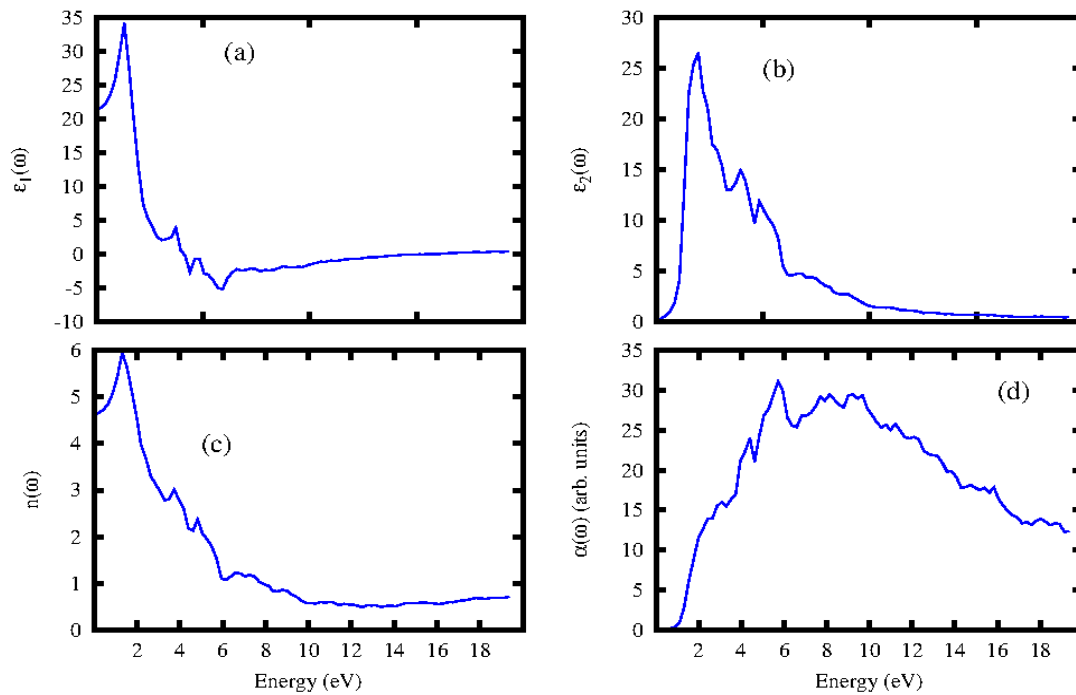


Figure 10. Optical properties of TiPdSn in cubic phase (a) Real part of dielectric function, (b) imaginary part of dielectric function, (c) Refractive index and (d) Absorption coefficient.

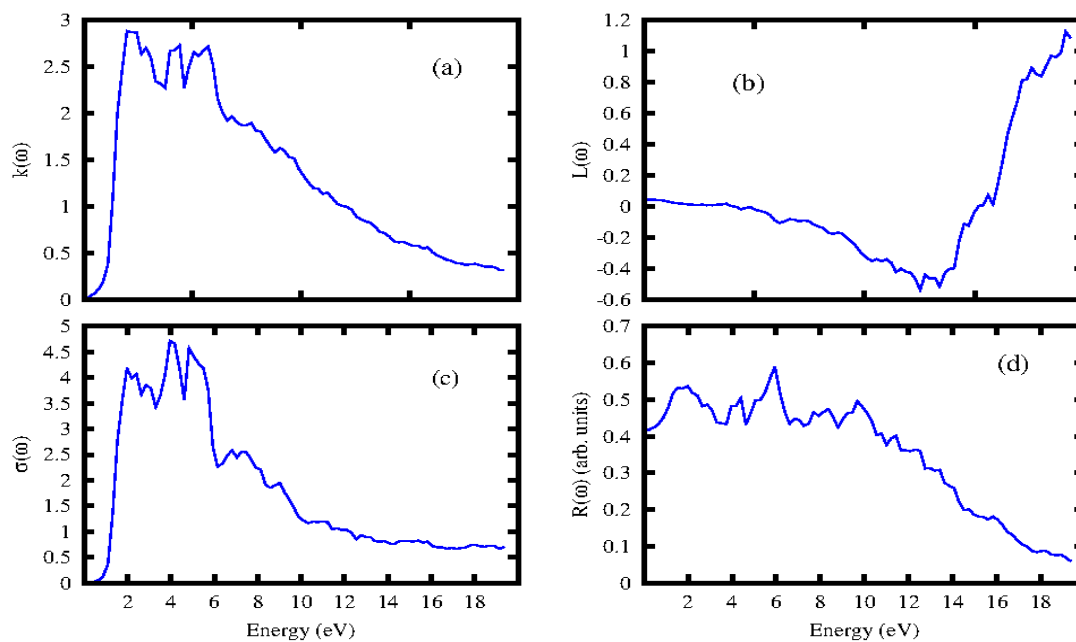


Figure 11. Optical properties of TiPdSn in cubic phase (a) Extinction coefficient, (b) Energy loss, (c) Optical conductivity and (d) Reflectivity.

Fig. 14a shows the real dielectric function of TiPdSn and it is observed that the static dielectric constant $\epsilon_1(0)$ is 21.47 which is in good agreement with literature [13]. Figure 10b shows the imaginary dielectric function having its highest peak at 1.97 eV which falls within the visible light region of the spectrum. These peaks represent the various inter-band transition from the valence band to the conduction band. The refractive index of TiPdSn is shown in figure 10c and it is observed that the static refractive index is 4.63, figure 10d is the absorption coefficient which informs how light is absorbed by a

material. It is observed that the absorption coefficient gradually increases with increasing photon energy from about 0.56 eV which corresponds to the energy band gap of TiPdSn. Above this energy, a sharp rise in the graph is observed indicating that TiPdSn absorbs a lot of light which in turn allows electrons to be excited to the conduction band region. The extinction coefficient of TiPdSn is shown in figure 11a which increases with increasing photon energy. It attains a maximum peak at 1.97 eV with several other peaks occurring as the photon energy increases before gradually decreasing. During

inelastic scattering of electrons with light, energy is lost and this is described by figures 11b. From 13 eV to 19 eV, the energy loss is as a result of electron excitations. The optical conductivity of TiPdSn is shown in figure 11C with several peaks appearing within the energy range considered with the highest peak occurring at 3.96 eV. The reflectivity is shown in figure 11d with the highest peak at 5.9 eV revealing its maximum reflectivity of 59%. The maximum reflectivity within the visible light region is found to be 53%.

4. Conclusion

In summary, physical properties of TiPdSn have been investigated from first-principles calculation at zero and

at higher pressures. TiPdSn was found to be an indirect band gap semiconductor. Structural phase transition was observed from cubic phase to two different hexagonal phases. The mechanical properties reveal that the Half-Heusler alloys are ductile, with the elastic constants increasing with increasing pressure, also with the moduli increasing with increasing pressure and that the mechanical stability was achieved. The optical properties of TiPdSn reveal that the half-Heusler alloy application in the opto-electronic industries.

References

1. T Zilber, S Cohen, D Fuks, and Y Gelbstein, *Journal of Alloys and Compounds* **781** (2019) 1132.
2. B Kocak and Y O Ciftci, *Computational Condensed Matter* **14** (2018) 176.
3. M I Babalola and B E Iyozzor, *Journal of Magnetism and Magnetic Materials* **491** (2019) 165560.
4. K Inomata, S Okamura, R Goto and N Tezuka, *Japanese Journal of Applied Physics* **42** (4B) (2003) L419.
5. M I Babalola and B E Iyozzor, *Molecular Physics* (2021) e1995062.
6. G Goll, M Marz, A Hamann, T Tomanic, K Grube, T Yoshino, and T Takabatake, *Physica B: Condensed Matter* **403**, 5-9 (2008) 1065.
7. S Chadov, X Qi, J Kübler, G H Fecher, C Felser, and S C Zhang, *Nature materials* **9**, 7 (2010) 541.
8. P G Van Engen, K H J Buschow, R Jongebreur, and M Erman, *Applied Physics Letters* **42**, 2 (1983) 202.
9. M I Babalola, B E Iyozzor, and O G Okocha, *Materials Research Express* **6**, 12 (2019)126301.
10. P J Webster, K R A Ziebeck, S L Town, and M S Peak, *Philosophical Magazine B* **49**, 3 (1984) 295.
11. P C Canfield, J D Thompson, W P Beyermann, A Lacerda, M F Hundley, E Peterson, Z Fisk, and H R Ott, *Journal of applied physics* **70**, 10 (1991) 5800.
12. M Oogane, Y Sakuraba, J Nakata, H Kubota, Y Ando, A Sakuma, and T Miyazaki, *Journal of Physics D: Applied Physics* **39**, 5 (2006) 834.
13. R Gautier, X Zhang, L Hu, L Yu, Y Lin, T O Sunde, D Chon, K R Poeppelmeier, and A Zunger, *Nature Chemistry* **7**, 4, (2015) 308.
14. S A Khandy and J D Chai, *Journal of Alloys and Compounds* **850** (2021)156615.
15. L Damewood, B Busemeyer, M Shaughnessy, C Y Fong, L H Yang, and C Felser, *Physical Review B* **91**, 6 (2015) 064409.
16. K Kaur, *EPL (Europhysics Letters)* **117**, 4 (2017) 47002.
17. A Dasmahapatra, L E Daga, A J Karttunen, L Maschio, and S Casassa, *The Journal of Physical Chemistry C* **124**, 28 (2020) 14997.
18. W Zheng, Y Lu, Y Li, J Wang, Z Hou, and X Shao, *Chemical Physics Letters* **741** (2020) 137055.
19. R Gautier, X Zhang, L Hu, L Yu, Y Lin, T O Sunde, D Chon, K R Poeppelmeier, and A Zunger, *Nature chemistry* **7**, 4 (2015) 308.
20. Y Noda, M Shimada, and M Koizumi, *Inorganic Chemistry* **18**, 11 (1979) 3244.
21. J B Gu, C J Wang, Y Cheng, L Zhang, L C Cai, and G F Ji, *Computational Materials Science* **96** (2015) 72.
22. P Giannozzi, O Andreussi, T Brumme, O Bunau, M B Nardelli, M Calandra, R Car, C Cavazzoni, D Ceresoli, M Cococcioni, and N Colonna, *Journal of physics: Condensed matter* **29**, 46 (2017) 465901.
23. A Dal Corso, *Journal of Physics: Condensed Matter* **28**, 7 (2016) 075401.
24. S Sarker, M A Rahman, and R Khatun, *Computational Condensed Matter* **26** (2021) e00512.